



Download library eBooks to your Kindle eReader

Get started by going to www.novilibrary.org. Click on **Digital Library** to access OverDrive's Download Destination, the portal for checking out and downloading free digital content. Some may find it easier to use a computer or tablet to browse, checkout, and send titles to a Kindle eReader.



Sign-in. Click on the magnifying glass to enter a keyword search or use the advanced search options to find Kindle ebooks.



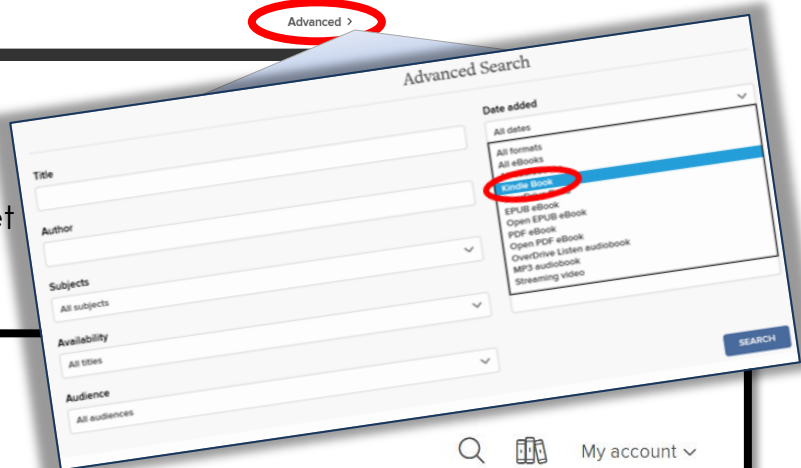
Language Feedback Help

Subjects Collections Kids Teens



Search

Advanced >




To check out digital items...

-If it's available, click **Borrow**.

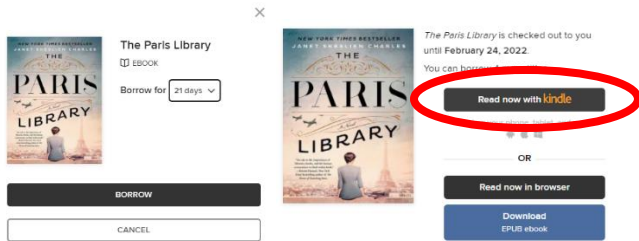
-If it's checked out, click **Place a Hold** to get on the wait list. You'll be notified by Email when it's available.

The screenshot shows the Digital Library homepage with a 'Just In' section. It features six book covers: 'Rogue Lawyer' by John Grisham, 'Brotherhood in Death' by J.D. Robb, 'The Girl in the Spider's Web' by David Lagercrantz, 'My Name Is Lucy Barton' by Elizabeth Strout, 'Dominate' by Maya Banks, and 'Escape Clause' by John Sandford. Each book card has a status label at the top (AVAILABLE or WAIT LIST) and an action button at the bottom (BORROW or PLACE A HOLD). Red circles and arrows highlight these elements: 'AVAILABLE' and 'BORROW' for the first book, 'WAIT LIST' and 'PLACE A HOLD' for the fifth book.

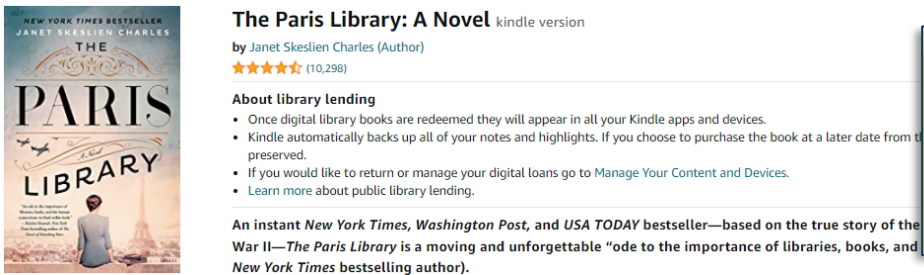




Find a book to checkout, Select the timeframe (7, 14 or 21 days) for the checkout, from there, select **Kindle** as your format. You'll be taken to Amazon's website to complete your checkout. Kindle users will be prompted to sign into their Amazon account if not already logged in.



At this point, the book can be returned if you do not want it. However, once it's synced to your device, it can only be returned early through Amazon's **Manage your Content and Devices** section.



Click **Get Library Book** and select the name of your Kindle device.

Your Kindle eReader must be connected to the internet to download library Kindle Books from Amazon. If you don't have a Wi-Fi connection, you will need to transfer the Kindle Book from your computer to your Kindle eReader via USB.

An eBook CAN BE RETURNED EARLY by going to the **'Content and Devices'** section of your Amazon account (sign-in if needed).

- Click on the **'Action'** drop-down menu and select **'delete'** to remove the book."

