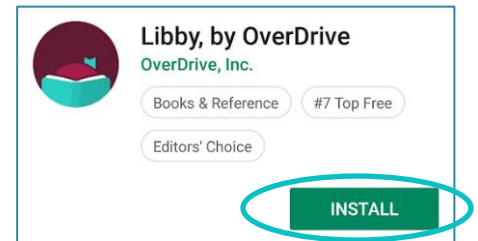


# Libby OverDrive's new and improved app!

Libby is Overdrive's app for borrowing and downloading eBooks, eAudiobooks and magazines onto most smartphone and tablet devices. Use Libby simultaneously with the OverDrive app.

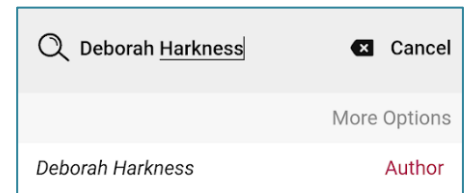
**Please note**, the Libby is **NOT** available in the Amazon app store for Kindle Fires, but Kindle ebooks can still be checked out on Libby if it is installed on a compatible device, like an Apple or Android phone or tablet. To do this, set Libby's actions & preferences to indicate **“read books on my Kindle,”** then upon checkout Libby will automatically send Kindle ebooks to your Kindle device or Kindle app via Amazon.com.

**Install the Libby app** by visiting your device's App Store (Apple), Play Store (Android), or Windows Store (Windows 8 and 10) and create an account. Please note, **Novi** is part of the **Download Destination** group.

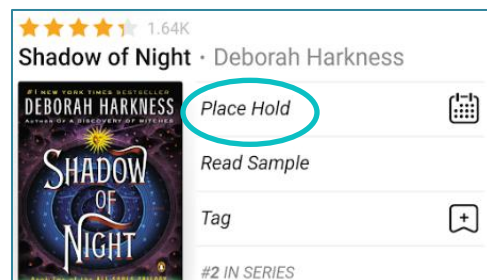
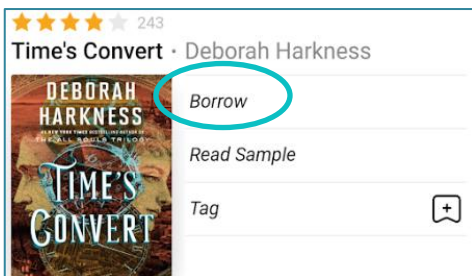


## Next, search for a title to check out.


Use the search bar to type in a title or author. Use **Preferences** to search by subject, format – magazines, for example, and availability, as well as other options.



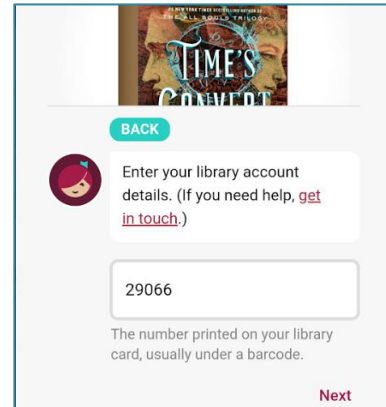
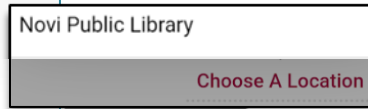
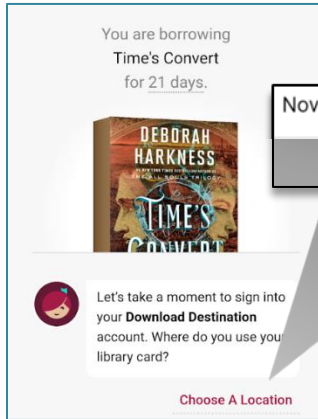
-If the title is available to check out, tap **Borrow**. If it is checked out, get on the waitlist by tapping **Place Hold** and receive an email when it's available for checkout.



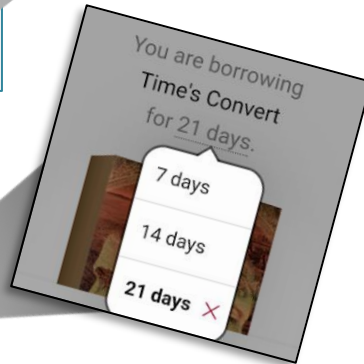
**\*For Magazines, there is never a wait! Checkout as many as you like for 2 weeks.**



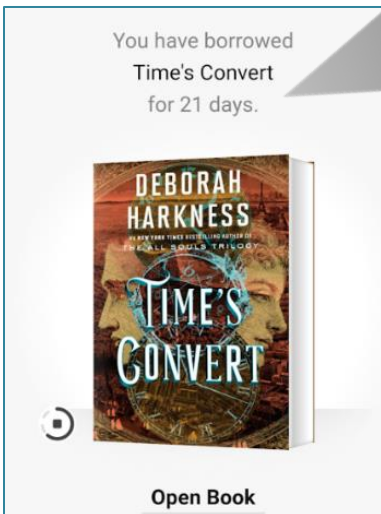
- Once the title is borrowed, you'll be prompted the first time to select your library, and enter your library card number.



Select a checkout period of 7, 14 or 21 days



**Checkout magazines for 2 weeks**



-Tap **Keep Browsing** to search for more titles, or tap **Go to Shelf** to view your checkouts.


-Tap **Open book** to begin reading. For more options, tap the book's cover.

-Ebooks, audiobooks, and magazines will expire automatically at the end of the loan period. But if you wish to return the title early, go to **Loans**, tap on the bookcover image, and tap **Return Title to Library**.



Use the tools at the bottom of the app to navigate between:

- Search** – to find titles
- Download Destination home page** – to explore curated lists and what's new
- Shelf** - to view loans and holds
- Timeline** – to view your activity



45255 W. Ten Mile Road  
Novi, MI 48375  
248-349-0720  
www.novilibrary.org

Updated: 7/2021 MJR